






























# UANA Pan American Open Water Championships














## Age Group Results

Place	Bib	Name	Age	Nation	Club	Time	
f							
Female 1500							
Female 24-Under							
	1.	701	Sara Bennett	19	USA	IAMA	29:54.47
	2.	702	Brittany DeValk	22	USA	GRA	32:03.24
	3.	704	Larisse Vieira	24	BRA	ENDUR	32:17.99
	4.	700	Tessa Salazar Gudiño	18	MEX	LEOMA	34:38.34
	5.	703	Nancy Paola Garduño	22	MEX	AMAZ	37:49.61
Female 25-29							
	1.	820	Carleigh Kutac	27	USA	DADS	27:07.94
	2.	708	Corinne Lampe	27	USA	SVY	27:18.78
	3.	707	Alienor De Steur	25	CAN	TECH	31:04.09
	4.	710	Daphne Jara-Charbonneau	27	CAN	TECH	31:58.17
	5.	711	Kristina Miller	28	USA	AKMS	32:11.71
	6.	705	Jeniffer Ordinola	24	CHL	CDUM	37:36.85
Female 30-34							
	1.	719	Sarah Chinn	34	USA	MAM	28:13.03
	2.	717	Jill Dixon	32	USA	UC02	29:03.36
	3.	718	Patricia Campbell	34	USA	UC45	30:50.20
	4.	716	Sarah Rich	32	USA	SMST	34:58.47
	5.	714	Janaina Espanhol	31	BRA	MASPR	37:36.69
	6.	713	Paola Monge Quiros	30	CRI	MASJO	40:11.61
	7.	715	Maria Garro Cordero	32	CRI	MASJO	40:19.00
Female 35-39							
	1.	724	Michele Kisel	36	USA	SFTL	27:34.63
	2.	821	Leticia Ramirez Cavazos	38	MEX	TYM	28:17.00
	3.	721	Mariana Pereira	36	BRA	ENDUR	29:50.20
	4.	726	Monica Medero	37	DOM	FENIX	31:28.32
	5.	729	Beatrice Rocha	39	BRA	BRMAS	31:42.27
	6.	728	Jessica Rodriguez	38	MEX	ANV	32:05.27
	7.	723	Karla Sosa	36	ECU	RS	35:43.01
	8.	727	Ranae Simonson	38	USA	YCFM	36:06.19
	9.	722	Maria Stotts	36	USA	NEM	37:43.47
	10.	720	Sarah King	35	USA	ADMS	52:38.19
Female 40-44							
	1.	730	Valerie Valle	41	USA	SPM	25:37.30
	2.	733	Ivanka Gavanski	42	USA	SDSM	30:15.87
	3.	816	Yanet Benitez	41	USA	UC50	30:44.53
	4.	737	Clara Carné	44	ARG	SCARG	31:27.54
	5.	732	Cory Trusty	42	USA	YCFM	33:01.78
	6.	736	Kelly Ezagury	43	USA	TTM	34:02.49
	7.	818	Flavia Castro	44	BRA	GNU	40:10.62
	8.	734	Luciana Braga	43	USA	UC38	40:43.92









Place	Bib	Name	Age	Nation	Club	Time	
<b>Female 45-49</b>							
	1.	740	Diana Duque Correa	45	DOM	DN	25:01.70
	2.	743	Nadine Day	48	USA	INDY	26:08.09
	3.	738	Eunice Nishimura	44	BRA	COMPE	29:37.50
	4.	741	Rovana Agrizzi	46	BRA	SPMAS	29:57.93
	5.	744	Fárida Okuhara	49	BRA	MASPR	32:13.46
	6.	739	Marcela de Laat	45	CAN	ETOB	32:54.64
	7.	742	Silvana Vela	46	ECU	RS	47:07.84
<b>Female 50-54</b>							
	1.	748	Karen Westerman	50	USA	SPM	28:16.75
	2.	754	Paige Winters	51	USA	YCFM	28:36.95
	3.	758	Vivian Bigoni	53	BRA	ENDUR	33:35.80
	4.	756	Andrea Ferrari	53	ARG	MLZ	33:46.76
	5.	762	Irina Vazhnenin	53	RUS	DYNAM	34:46.64
	6.	761	Leslie Scott	53	USA	GS	36:17.49
	7.	747	Valentina Sosa	50	USA	SFTL	36:59.54
	8.	757	Mariana Escandon Guarnizo	53	COL	ACUCO	37:11.49
	9.	745	Susan Ehringer	50	USA	SKY	39:00.36
	10.	750	Michelle Crook	51	USA	FACT	41:31.33
	11.	755	Morgana De Oliveira	53	BRA	APANI	42:34.04
	12.	751	Cecilia Suarez	51	MEX	AMAZ	43:09.43
	13.	746	Marcela Rodriguez	50	CHL	ET	46:48.69
	14.	752	Andrea and Vaughan	51	USA	UC14	48:39.25
	15.	760	Veronica Caceres	53	CHL	ET	59:18.32
<b>Female 55-59</b>							
	1.	768	Carolyn Moore	57	USA	GS	28:11.10
	2.	769	Patricia Miller	57	USA	VMST	29:56.41
	3.	778	Evelina Fernandez	58	ARG	CCAST	30:36.98
	4.	776	Julie Eakle	58	USA	MOST	31:41.69
	5.	767	Nancie Rodriguez	57	USA	CTM	32:03.31
	6.	772	Marisa Grenier	57	USA	RGSC	37:50.11
	7.	771	Gretchen DeYoung	57	USA	NOLE	38:59.50
	8.	817	Sandra Calderon	56	CHL	VERMO	39:43.57
	9.	765	Leah Aragon	55	USA	GS	41:30.19
	10.	766	caroline yung	55	BRA	ENDUR	42:39.02
	11.	773	Marinan Oliveira	57	BRA	CMSP	42:53.00
	12.	775	Maria Chavez	58	MEX	CB	52:53.24
	13.	777	Marta Montero Calderon	58	CRI	PIRAT	54:05.46
	14.	780	Ana Molina Coto	58	CRI	MASJO	1:00:34.02









Place	Bib	Name	Age	Nation	Club	Time
<b>Female 60-64</b>						
	1.	784 Cathy Neville	61	USA	SDSM	29:08.02
	2.	819 Diana Dolan LaMar	60	USA	LVM	30:56.28
	3.	791 Araceli Rodriguez	63	MEX	ANV	34:48.24
	4.	794 Barbara Hichak	63	USA	VMST	35:47.98
	5.	790 Roxanne Balducci	63	USA	4SWM	37:21.08
	6.	787 Silvia Arango	62	COL	AQAMA	37:37.54
	7.	792 Helena Maria Barros	63	BRA	GNU	40:37.30
	8.	781 Rosa Reynoso	59	MEX	SC	44:22.65
	9.	788 Betty Lampe	62	USA	SVY	45:48.97
	10.	783 Maysa Carvalho	60	BRA	BRMAS	46:26.46
	11.	785 Anna Kriebel	61	CRI	CRCC	46:37.76
	12.	795 Louise Cobetto	64	CAN	CAMO	55:08.58
<b>Female 65-69</b>						
	1.	804 Fran Hare	67	USA	PBM	30:36.87
	2.	802 Ana Canaval	66	PER	TERRA	37:07.60
	3.	815 Marise Baiocchi	65	BRA	BRMAS	40:49.84
	4.	803 Lina Courtois	67	CAN	MACC	42:42.63
	5.	805 Maria Perez	68	MEX	SC	44:30.21
	6.	814 Maria Acosta Romero	67	PRY	PAR	47:13.13
	7.	806 Sheila Carpenter-vanDijk	68	USA	SPM	48:17.29
	8.	799 Melanie Sellers	66	USA	OLD1	53:58.87
	9.	800 Maria Graser	66	BRA	GNU	1:00:41.02
	10.	797 Marta Jinesta Arias	65	CRI	MASJO	1:20:47.96
<b>Female 70-74</b>						
	1.	808 Andrea Hunt	70	USA	PSM	36:08.13
	2.	807 Judy Gillies	70	USA	ARIZ	38:51.07
	3.	811 Ann Vitt	71	USA	MOST	39:41.92
	4.	812 Karen Panker	73	USA	FACT	41:50.26
	5.	810 Juliana Aguzzoli	71	BRA	GNU	58:50.10
<b>Female 75-79</b>						
	1.	813 Jeanne Hackett	75	USA	FACT	44:04.28

Place	Bib	Name	Age	Nation	Club	Time	
<b>Female 5000</b>							
<b>Female 24-Under</b>							
	1.	389	Anna Watterson	23	USA	UC14	1:49:21.51
	2.	301	Grace Alitzel Reza	21	MEX	AMAZ	1:51:01.82
<b>Female 25-29</b>							
	1.	309	Meaghan Suhich	29	USA	SFTL	1:35:08.55
	2.	307	Fnu Bhakti	28	USA	GSC	1:38:32.33
	3.	306	Maria Chica	27	COL	AQAMA	1:40:05.33
	4.	308	Adriana Pineda Madrigal	28	MEX	ANV	1:43:18.58
	5.	304	Marcela Aguilar Arguedas	25	CRI	MASJO	1:55:28.07
<b>Female 30-34</b>							
	1.	315	Kelly Harrigan	33	USA	MMAC	1:15:26.05
	2.	310	Marlena Tonelli	29	USA	SWED	1:16:01.81
	3.	314	Elise Hatfield	32	USA	UC14	1:28:25.69
	4.	313	Sarah Bofinger	32	USA	L4S	1:29:00.03
	5.	312	Tatiana Villalobos Molina	31	CRI	MASTE	1:41:53.35
	6.	311	Johannah Hall	29	USA	SPM	1:49:16.69
<b>Female 35-39</b>							
	1.	318	Catalina Ceron	36	COL	BRZA	1:22:23.62
	2.	321	Karine Gomez	38	USA	UC43	1:27:58.18
	3.	320	Ana Isabel Abrahao	37	BRA	CC	1:30:32.67
	4.	317	Nahiyeli Camarena	35	MEX	MCDP	1:31:02.25
	5.	322	Megan Jones	38	USA	CHEL	1:45:17.93
	6.	319	Luana Torres	37	BRA	SPMAS	1:46:21.06
<b>Female 40-44</b>							
	1.	333	Cecy Cohen	44	MEX	CDI	1:15:31.49
	2.	327	Eve Maidenberg	41	USA	MAM	1:18:34.66
	3.	330	Michelle Ziglar	42	USA	TYSM	1:19:00.17
	4.	331	Beatriz Quiroz de Beraud	43	SLV	AQUAS	1:30:40.49
	5.	328	Sonia Millan	42	USA	YCFM	1:33:55.13
	6.	324	Veronica Cruz	39	ECU	RGS	1:46:45.32
	7.	326	Leticia López Díaz Infante	41	MEX	ANV	1:47:13.32
	8.	388	Elaine Samuels	42	USA	UC07	1:51:52.70
	9.	325	Silvia Ayala	40	ARG	ETAND	1:52:00.96
	10.	332	Claudia Martín Arrastio	43	MEX	CBSM	1:58:27.94





	Place	Bib	Name	Age	Nation	Club	Time
<b>Female 45-49</b>							
	1.	337	Melissa Varlas	45	USA	SYSM	1:18:21.46
	2.	335	Malena Hankins	44	USA	AWJ	1:19:36.70
	3.	341	Julia Wreski	47	USA	UC14	1:20:29.71
	4.	346	Dale LeClair	48	USA	SPM	1:29:39.66
	5.	336	Luciane Wingert	44	BRA	GNU	1:31:11.21
	6.	340	Angela Nakagawa	47	PER	PEMA	1:37:53.39
	7.	345	Maria Veen	48	USA	MICH	1:41:01.73
	8.	343	Sandra Escobar	47	COL	ACUCO	1:44:14.05
	9.	347	Judy Pusch	49	USA	ASC	1:46:20.09
	10.	339	Maete Porto	46	USA	SFTL	1:46:25.17
	11.	338	Grace Cinencio	45	MEX	AMAZ	2:00:32.05
	12.	348	Neanver Mendes	49	BRA	CMSP	2:07:54.19
	13.	334	Dana Holbrook	44	USA	SKY	2:16:32.73








<b>Female 50-54</b>							
	1.	362	Marianne Countryman	54	USA	GAJA	1:20:10.81
	2.	353	Rebecca Friedlander	51	USA	SNM	1:21:55.39
	3.	349	AnnMarie Morrisseau	49	USA	T2NM	1:22:15.89
	4.	355	Linda Simons	52	USA	CTM	1:24:19.32
	5.	351	Josee Chapdelaine	51	CAN	CAMO	1:30:40.68
	6.	361	Dawn Clark	53	USA	SPM	1:31:56.46
	7.	350	Rebeca Hernandez	49	CRI	PIRAT	1:33:03.15
	8.	359	Sheryl Watkins	53	USA	UC14	1:35:35.78
	9.	354	Cathy Goodwin	52	USA	PBM	1:50:14.38
	10.	360	Paula Chutrau	53	ARG	ETAND	1:51:54.25
	11.	387	Sandra Carosi	52	USA	GSM	1:53:35.22
	12.	386	Doris Belmar	52	CHL	VERMO	1:56:10.78
	13.	357	Regina Solang Correia Matos	53	BRA	CMSP	2:04:57.82
	14.	356	Maira Alves	53	BRA	GNU	2:06:02.65
	15.	358	Celina Ortiz	53	MEX	AMAZ	2:06:19.98
	16.	352	Veronica Ibarra	51	MEX	AMAZ	2:08:15.57

<b>Female 55-59</b>							
	1.	369	Susan Ingraham	59	USA	MOST	1:22:20.16
	2.	366	Suzanne Cuda	58	USA	MOST	1:32:53.20
	3.	368	Susan Tokayer	58	USA	TYSM	1:32:58.17
	4.	367	Melissa Harasz	58	USA	SPM	1:37:44.53
	5.	363	Sylvie Letarte	55	CAN	MBC	1:39:48.09
	6.	364	Myriam Gallardo	56	CHL	QB	1:49:49.28
	7.	370	Mara Milani	59	BRA	ENDUR	1:55:23.03
	8.	365	Teresa Clavijo	57	VEN	DELMA	2:37:33.41

<b>Female 60-64</b>							
	1.	381	Darcy LaFountain	62	USA	PBM	1:18:34.33
	2.	373	Tamara Burton	60	USA	PBM	1:28:06.77
	3.	374	Sharon Steinmann	60	USA	SPM	1:32:16.63
	4.	377	Carol Wilson	60	USA	MVN	1:35:38.95
	5.	379	Jo Ann Harrelson	62	USA	SPM	1:38:41.98
	6.	382	Marina Palmeira Melo	63	BRA	BRMAS	1:54:47.03
	7.	380	Lucia Trillo	62	BRA	CMSP	2:00:24.37
	8.	372	Joanna Florio-Jefferys	59	USA	NEM	2:32:32.60











	Place	Bib	Name	Age	Nation	Club	Time
m							
<b>Male 1500</b>							
<b>Male 24-Under</b>							
	1.	608	Benjamin Hendrickson	22	USA	UC45	29:27.13
	2.	500	Kostyantyn Krutoy	17	UKR	NST	40:37.84
	3.	501	Bruno Silva Alves	23	BRA	APANI	42:24.20
<b>Male 25-29</b>							
	1.	503	Joshua Davis	27	USA	IM	26:11.43
	2.	502	Martin Derzi Romero	27	ARG	AAAJ	29:26.46
	3.	611	Omar Torres	25	MEX	MCHIH	37:51.39
<b>Male 30-34</b>							
	1.	513	Alexander Bezugliy	33	USA	FREE	21:57.64
	2.	504	Vinicius Silva	29	BRA	PRAIA	25:06.57
	3.	515	Andres Gonzalez Brenes	34	CRI	CRTC	27:44.35
	4.	509	Carlos Hernandez	31	CRI	PAA	27:45.14
	5.	506	Hector Valles	30	MEX	CACH	32:09.10
	6.	507	Edson Roccia	30	BRA	ACMSP	32:45.13
	7.	508	Elias Abreu	31	BRA	COPMG	35:14.66
	8.	512	Flavio Antunes	33	BRA	BRMAS	41:28.82
<b>Male 35-39</b>							
	1.	522	Ricardo Molari	38	BRA	ENDUR	24:34.10
	2.	516	Diego Albuquerque	35	BRA	CTRA	24:34.50
	3.	521	Christian Torres	37	MEX	ANV	28:31.77
	4.	520	Mark Nelson	36	USA	UC32	32:37.09
	5.	517	Iván Velásquez Martínez	36	COL	DELV	33:29.95
	6.	523	Sonny Nguyen	38	USA	NCMS	37:26.33
	7.	519	Luis Rosario	36	DOM	BS	37:53.95
<b>Male 40-44</b>							
	1.	527	Matt Miller	40	USA	OREG	22:07.23
	2.	531	Eric Christensen	44	USA	BDO	23:03.19
	3.	524	Breno Dutra	39	BRA	AQUAF	25:16.73
	4.	532	John Decker	44	USA	GS	25:22.50
	5.	533	Marc Valle	44	USA	ARIZ	26:01.80
	6.	530	Willian Cornejo	43	VEN	PNU	37:57.16
	7.	526	Isaias Mercado	40	DOM	FENIX	42:02.65
<b>Male 45-49</b>							
	1.	538	Ramses Rodriguez	46	USA	SYSM	21:58.50
	2.	539	Antonio Aragao	46	BRA	BRMAS	24:27.14
	3.	544	Andrew Farrell	47	USA	YCFM	25:55.20
	4.	546	Fabrizio Perricone	47	BRA	BRMAS	27:07.76
	5.	549	Andy Kroupa	49	USA	YCFM	27:18.22
	6.	534	Caio Klein	45	BRA	ENDUR	27:27.31
	7.	545	Rony Pires	47	BRA	ENDUR	27:29.91
	8.	535	Renato Silva	45	BRA	TTC	29:11.54
	9.	547	Cyro Júnior	49	BRA	GNU	31:14.71
	10.	542	Peter Gold	47	USA	UC14	33:01.39
	11.	540	Ruben Calvo Zuñiga	46	COL	DELV	38:01.83















Place	Bib	Name	Age	Nation	Club	Time	
<b>Male 50-54</b>							
	1.	557	Dennis Bennett	52	USA	IAMA	23:43.48
	2.	559	Jaime Garcia Carranza	54	CRI	CRCC	25:33.67
	3.	560	Igor Vazhnenin	54	RUS	DYNAM	26:00.62
	4.	556	Mark Brandt	52	USA	IM	26:29.72
	5.	553	David LeClair	50	USA	SPM	26:49.07
	6.	558	Jose Sant Anna	53	BRA	TTC	30:37.95
	7.	554	Raul Castaño	51	COL	CCMA	30:42.39
	8.	606	Thomas DuBrule	51	USA	DBMS	31:01.20
	9.	552	Silvio Goncalves	50	BRA	ATHL	31:19.57
	10.	550	Walcir Franzoni	49	BRA	MASPR	31:59.01
	11.	551	Hugo Venegas	49	MEX	MCHIH	33:02.17
<b>Male 55-59</b>							
	1.	565	Terry Richardson	57	USA	ARIZ	25:06.90
	2.	613	Rowdy Gaines	59	USA		27:51.41
	3.	563	Gilton Resende	55	BRA	MRSW	28:30.81
	4.	610	Michael Schiering	58	USA	DBMS	28:52.99
	5.	562	Sebastian Barros	55	BRA	BRMAS	30:41.73
	6.	561	Jose Valencia	54	COL	DELV	34:32.58
	7.	609	James Nehmer	57	USA	UC14	39:41.92
	8.	564	Nelio Gaspar	56	BRA	TTC	40:29.45
	9.	566	Jose De Jesus Acosta	58	MEX	AMAZ	54:13.35
<b>Male 60-64</b>							
	1.	572	Lucky Meisenheimer	60	USA	YCFM	28:21.16
	2.	569	Robert Mitchell	59	USA	LVM	29:05.80
	3.	573	Alonso Moreno	60	COL	ACUCO	29:41.58
	4.	576	José Sandoval	61	MEX	SW	30:16.31
	5.	578	Robert Anderson	63	USA	PCCM	31:19.98
	6.	570	Ramon Rojas	59	PER	TERRA	31:45.04
	7.	574	Jose Renato Pontes	61	USA	YCFM	31:54.24
	8.	575	Hilton Dias Jr	61	BRA	GNU	32:07.75
	9.	571	Eric Hektner	60	USA	TVM	32:32.62
	10.	579	Rodrigo Crespo	64	CRI	CRCC	32:39.33
	11.	580	Pedro Marsan	64	USA	UC50	33:08.88
	12.	607	Benito Escauriza	61	PRY	MB	36:20.02
	13.	577	Djalma Luiz Oliveira	62	BRA	CMSP	44:58.15
<b>Male 65-69</b>							
	1.	581	Oscar Russian	64	VEN	MV	29:01.61
	2.	585	Mario Molari	65	BRA	OKUDA	32:10.57
	3.	584	Reynaldo Ramirez Perriggo	65	PER	TERRA	34:01.72
	4.	604	Philip Brennan	67	USA	UC14	37:50.51
	5.	605	Paulo Emilio Dias	65	BRA	BRMAS	40:35.65
	6.	583	Marcelo Valice	64	BRA	TTC	41:08.09
	7.	587	Luis Ortega	67	CHL	MAIQQ	44:58.49
	8.	586	Paulo Roberto Silva	65	BRA	TTC	46:21.01





Place	Bib	Name	Age	Nation	Club	Time	
<b>Male 70-74</b>							
	1.	591	Dan Kirkland	69	USA	PSM	25:52.92
	2.	593	Edward Rudloff	71	USA	TOC	27:25.74
	3.	597	Steven Peterson	71	USA	PSM	31:44.02
	4.	592	Nelson Dine	70	BRA	COMPE	34:20.22
	5.	594	Tocher Mitchell	71	USA	UC03	35:54.50
	6.	589	Bruce Diel	69	USA	NCMS	38:11.14
	7.	590	Frank McCarthy	69	USA	GCST	41:10.63
	8.	595	Enio Aguzzoli	71	BRA	GNU	1:07:16.49
<b>Male 75-79</b>							
	1.	598	Tony Ralphs	74	USA	SDSM	31:30.78
	2.	612	Mike Freshly	76	USA	SDSM	33:54.13
	3.	599	Alejandro Agama Pesantes	79	ECU	EMELE	49:36.59
	4.	603	Franz Bennewitz	77	CHL	SIMAS	54:17.82
<b>Male 80-84</b>							
	1.	600	Michael Stollmeyer	80	USA	T2NM	43:08.32
<b>Male 85-89</b>							
	1.	601	Robert Beach	88	USA	SPM	47:01.15










Place	Bib	Name	Age	Nation	Club	Time	
<b>Male 5000</b>							
<b>Male 24-Under</b>							
	1.	102	Matheus Souza	23	BRA	BRMAS	1:08:31.27
	2.	103	Jaime Arevalo Encinas	24	BOL	MBI	1:11:28.98
	3.	100	Benjamin Mery	22	CHL	CDUM	1:31:25.23
<b>Male 25-29</b>							
	1.	108	Kassius Prestes	28	BRA	CAIX	1:07:02.24
	2.	106	Reese Gonzales	26	USA	UC33	1:14:55.12
	3.	105	Nicolas Hernandez	26	CRI	PIRAT	1:16:43.21
	4.	107	Jorge Agudelo	26	COL	ACUCO	1:20:13.75
	5.	109	Andrew Magazine	28	USA	SKY	1:21:16.94
	6.	110	Luis Angulo Gaucherand	29	CRI	MASJO	1:32:28.51
	7.	111	Alvaro Molina	29	COL	CCMA	1:50:45.36
<b>Male 30-34</b>							
	1.	115	Alberto Llamas	31	COL	BRZA	1:07:30.84
	2.	112	Juan Triana	30	COL	BRZA	1:07:44.98
	3.	113	Michel Heijnen	31	USA	NCMS	1:13:23.76
	4.	116	Jonathan Eckert	32	USA	SYSM	1:19:56.17
	5.	117	Jose Rosales Yopez	32	USA	MINN	1:23:54.58
	6.	114	Bruno Xavier	31	BRA	OKUDA	1:24:14.02
	7.	118	Gerardo Vidal	33	MEX	MORSS	1:31:36.32
<b>Male 35-39</b>							
	1.	125	Jeremy Virgil	38	USA	CONN	1:09:20.82
	2.	119	Felipe Ospina Cardona	34	COL	AM	1:15:04.37
	3.	126	Ricardo Lima	39	BRA	ALMAS	1:17:03.49
	4.	120	Julio Fuentes	36	USA	KSS	1:17:32.75
	5.	122	Matt Roper	37	USA	DAM	1:18:33.95
	6.	121	Oscar Monge Espana	37	CRI	ANAC	1:22:11.21
	7.	124	Andres Lopez	38	ECU	REGAT	1:24:34.34
	8.	123	Manuel Campos Salazar	37	CRI	MASTE	1:28:04.11
	9.	127	Andres Errobidart	39	ARG	ETAND	1:32:28.84
	10.	128	William Carr	39	TTO	TTO	1:33:55.64
<b>Male 40-44</b>							
	1.	130	Roberto Garcia Lachner	41	CRI	PIRAT	1:13:34.15
	2.	129	Wanderley Junior	41	BRA	SPMAS	1:14:03.51
	3.	134	David Valdes	43	USA	RMSC	1:16:41.84
	4.	137	Carl Ellefson	43	USA	SPCO	1:17:11.01
	5.	211	Michael Stephens	42	USA	YCFM	1:17:31.26
	6.	136	Eric Hatch	43	USA	SNM	1:18:20.28
	7.	138	Hector Mortara	44	ARG	CACBA	1:18:50.58
	8.	135	Diego Leon	43	ECU	CRSF	1:23:54.32
	9.	133	Juan Quintero Vallejo	43	COL	ACUCO	1:35:11.34
	10.	132	Claudio Aberer	43	VEN	HGV	1:37:30.16





Place	Bib	Name	Age	Nation	Club	Time	
<b>Male 45-49</b>							
	1.	152	Eduardo Da Silva	48	BRA	GNU	1:14:59.33
	2.	141	Cleo Ferreira	45	BRA	AEC	1:16:37.32
	3.	147	Donald Gornto	47	USA	SPCO	1:17:52.32
	4.	146	Juan Atkinson	47	CRI	BELEN	1:17:52.85
	5.	145	Christian Tujo	47	USA	OREG	1:22:04.68
	6.	143	Patricio D'Ottavio	47	ARG	MP	1:23:43.34
	7.	142	Diego Darquea-Cabezas	45	USA	SFTL	1:32:03.54
	8.	151	Luiz Andrade	48	USA	SFTL	1:33:39.64
	9.	139	Marcio Marucco	44	BRA	CC	1:35:33.09
	10.	144	Ricardo Urrutia	47	MEX	SPORT	1:38:41.90



<b>Male 50-54</b>							
	1.	166	Ricardo Valdivia	53	USA	GRSC	1:06:33.51
	2.	206	David Carrig	49	USA	DBMS	1:14:51.72
	3.	162	Juan Mejia	52	DOM	SDCC	1:20:00.30
	4.	154	Kirk Wimberly	49	USA	WHA	1:20:35.61
	5.	207	John Charles	53	USA	DBMS	1:22:47.82
	6.	155	David Tisdale	49	USA	UC14	1:28:14.03
	7.	165	Jens Volker	53	USA	GSM	1:29:33.35
	8.	164	Wlamir Reis	53	BRA	AMPA	1:32:51.75
	9.	212	John Collingwood	50	USA		1:33:08.15
	10.	213	Brian Fredley	50	USA		1:34:42.99
	11.	167	Daniel Messinger	54	USA	GRSC	1:37:15.46
	12.	153	Gonzalo Oviedo	49	ARG	ETAND	1:49:50.87
	13.	163	Christopher Molnar	53	USA	UC14	1:57:52.60
	14.	160	Valeriy Palubok	52	USA	SYSM	2:25:06.71

<b>Male 55-59</b>							
	1.	171	Nicolau Serra	56	BRA	CMSP	1:16:27.51
	2.	168	Vincenzo Tirocchi	54	ARG	CFA	1:18:51.01
	3.	172	David Brancamp	56	USA	SNM	1:22:29.16
	4.	210	Gregory Nelson	58	USA	UC14	1:27:29.42
	5.	208	Gabriel Gomez	56	COL	ACUCO	1:30:05.00
	6.	173	Lex Pegues	57	USA	MOST	1:31:41.70
	7.	174	Roberto Robert	57	SLV	AQUAS	1:46:37.15
	8.	176	John Maher	59	USA	DBMS	1:48:46.94
	9.	169	Jorge Zenker Skop	55	ARG	ALBA	2:14:34.91

Place	Bib	Name	Age	Nation	Club	Time
<b>Male 60-64</b>						
	1.	177	Eduardo Assis	59	BRA	ECLLG 1:15:34.96
	2.	186	Victor Borges	61	BRA	MTC 1:22:02.33
	3.	180	David Boudreau	60	USA	GOLD 1:24:37.73
	4.	182	Andreas Seibt	60	USA	IM 1:29:47.88
	5.	188	Renato Takeyama	63	BRA	CMSP 1:30:26.19
	6.	192	Carlos Lloreda	64	USA	GOLD 1:30:31.04
	7.	181	David Watterson	60	USA	TPIT 1:37:14.89
	8.	191	Carlos Ramirez Barcnas	63	COL	ACUCO 1:37:51.48
	9.	184	Gilberto Carvajal Cortez	60	CHL	TANI 1:47:42.67
	10.	179	Philip Harasz	59	USA	SPM 1:48:50.34
	11.	205	Jeffrey Cahill	61	USA	T2NM 1:51:52.80
	12.	178	John Byron	59	USA	HLJ 1:52:49.22
	13.	183	Sergio Duenas	60	ECU	JDP 1:55:41.05
	14.	190	Marco Recalde	63	USA	MOVY 1:57:44.20
	15.	185	Sheppard Sanford	61	USA	SKY 2:05:15.69

<b>Male 65-69</b>						
	1.	194	Larry Krauser	65	USA	SCM 1:18:17.26
	2.	197	John Orcutt	66	USA	UC14 1:34:51.48
	3.	209	Mark Hanson	66	USA	UC14 1:35:44.49
	4.	196	Jorge Aguilera	66	COL	DELV 1:52:11.96
	5.	195	Nick Kesslering	66	USA	UC14 1:54:31.87
	6.	193	Larry Kravitz	64	USA	WLOO 1:55:13.96
	7.	198	Wilson Gambirazi	66	BRA	CSMP 2:01:20.04

<b>Male 70-74</b>						
	1.	202	Steve Hoberg	72	USA	CRUZ 1:29:08.72
	2.	200	Glenn Partelow	70	USA	UC14 1:31:20.37
	3.	199	Gaard Arneson	70	USA	MICH 1:32:31.55
	4.	201	Fernando Canepa	71	PER	PEMA 2:01:04.51

<b>Male 75-79</b>						
	1.	203	Pompilio Da Silva Céó Neto	75	BRA	ANMBA 1:51:38.66
	2.	204	Joseph Neal	76	USA	UC14 2:10:13.47